

CMF23H-273141

Description:

The CMF23 Series provides exceptional common-mode suppression and exceptional stray inductance to suppress differential-mode noise. In effect, the CMF23 Series combines the features of two separate components into one.

Construction:

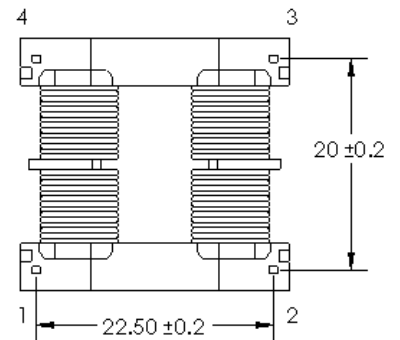
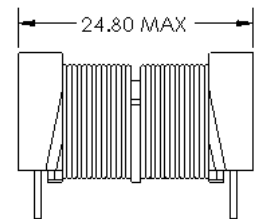
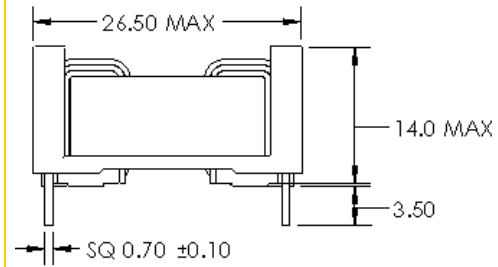

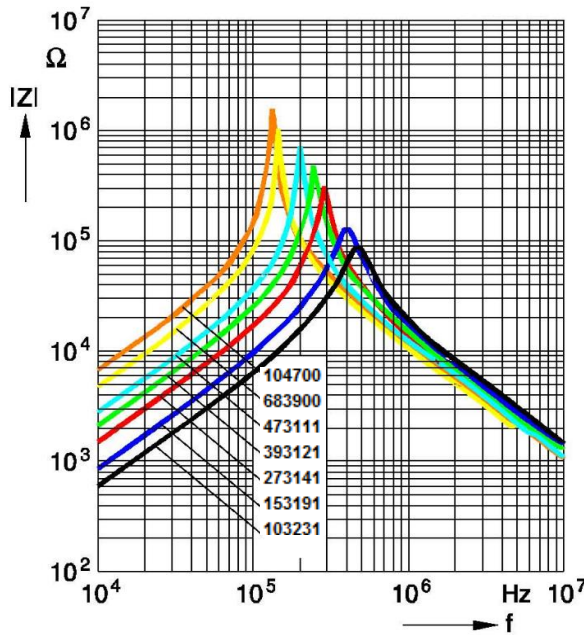
Constructed with UL rated 130°C (Class B) materials.

Electrical Specifications (@20°C) @ 10kHz

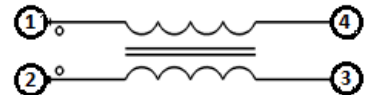
Inductance ⁽¹⁾	L _{stray typ}	Amps ⁽²⁾ (A)	Max. DC (Ω) Resistance
27mH	550uH	1.4	0.484

1. Inductance Tolerance: -30/+50%
2. Inductance per winding.
3. Operating Temperature: -40 – 105°C
4. Storage Temperature: -25°C – +40°C, ≤ 75% RH
5. Rated Voltage: 300VAC (50/60Hz)
6. Weight: 18g

CMF23 Series – Frequency Response Curve



BOTTOM DRAWING



Agency Files:

UL file E65390 – ANSI/UL 60939-3. Passive Filter Units for Electromagnetic Interference Suppression - Part 3: Passive Filter Units for Which Safety Tests are Appropriate.

Safety: 2000VAC Dielectric Strength between windings.

RoHS Compliance: As of manufacturing date February 2016, all standard products meet the requirements of 2015/863/EU, known as the RoHS 3 initiative.

*Upon printing, this document is considered “uncontrolled”. Please contact Triad Magnetics website for the most current version. For soldering and washing information please see <http://www.triadmagnetics.com>

